

SYLVANIA Luminaires

Hi-PerformanceLED™ Selectable Wall Sconce

Application

The Hi-PerformanceLED Selectable Wall Sconce luminaires are environmentally preferable LED alternatives to traditional incandescent technology, offering up to 86% in energy savings. Ideal in place of traditional luminaires, or as a new installation, the Hi-PerformanceLED Selectable Wall Sconce luminaires can be used in residential or hospitality applications. These offer soft, uniform illumination and a modern design for universal applications.

Benefits and Features

- Modern, low profile form provides updates from traditional designs
- No warm up time, instant on with full light and consistent lamp to lamp color
- Damp rated
- 9 inch
- Up to 1730 lumens
- PC diffuser
- Up to 82 LPW
- CCT Selectable (2700K, 3000K, 3500K, 4000K or 5000K)
- CRI >90
- Offered in 14 or 22 watts
- Uniform, glare free illumination distribution
- Energy savings up to 86%

Electrical

- 120-277V_{AC}
- Power Factor 90%

Rated Life

- 50,000 hours (L₇₀)

Warranty

- 5-year

Ambient Operating Range

- -4°F to +104°F (-20°C to +40°C)



Wattage Comparison

Traditional Source	Traditional System Wattage	LED System Wattage	Energy Savings
Incandescent	100	14	86%
Incandescent	150	22	85%

Certifications and Listings

- cETLus
- RoHS
- FCC
- ENERGY STAR®

Installation

- Hardwired

Specifications and Certifications



Specification Data

Catalog #	Type
Project	
Comments	
Prepared by	

Ordering Guide

WALLSCE	9	XXXX	U	9	SC3
Product Name	Size	Lumens	Universal Voltage	CRI	Selectable Color Temperature
Wall Sconce	9 inches	1150 or 1730	120-277V	9 = >90	2700K, 3000K, 3500K, 4000K or 5000K

Ordering Information

Item Number	Ordering Abbreviation	Power (W)	Base Type	Replaces	Input Voltage (V)	Average Life (hrs)	CCT	Typical Lumens (lm)	CRI	Power Factor	Bulb Finish	Case Qty	ENERGY STAR®	T20	T24
65570	WALLSCE91150U9SC3	14	Hardwire	100W	120-277	50,000	2700K/3000K/3500K/4000K/5000K	1150	>90	>90	Frosted	4	Yes	No	No
65571	WALLSCE91730U9SC3	22	Hardwire	150W	120-277	50,000	2700K/3000K/3500K/4000K/5000K	1730	>90	>90	Frosted	4	Yes	No	No

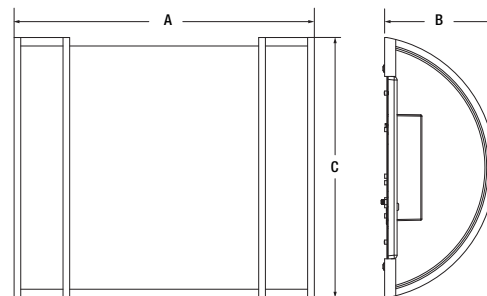
Energy Savings

Basic Product Description	LED Life (hrs)	LED Lumens	Similar Incandescent (hrs)	Incandescent Lumens	Watts Saved	Energy Savings*	LED Life vs Incandescent
WALLSCE91150U9SC3	50,000	1150	2000	1000	86	\$473	25x
WALLSCE91730U9SC3	50,000	1730	2000	1600	78	\$429	25x

*Energy savings over life of lamp calculated at \$0.11/kWh

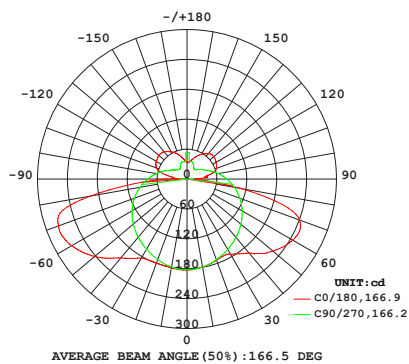
Physical Information

Luminaire Description	Length (A)	Width (B)	Height (C)
WALLSCE91150U9SC3	267mm	100mm	234mm
WALLSCE91730U9SC3	267mm	100mm	234mm

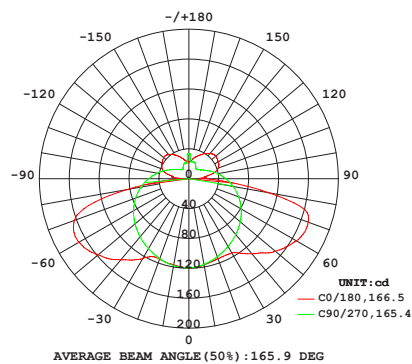


Photometric Information

22W



14W



LEDVANCE LLC
 200 Ballardvale Street
 Wilmington, MA 01887 USA
 Phone 1-800-LIGHTBULB (1-800-544-4828)
 www.sylvania.com

SYLVANIA and LEDVANCE are registered trademarks.
 All other trademarks are those of their respective owners.
 Licensee of product trademark SYLVANIA in general lighting.
 Specifications subject to change without notice.

[/sylvania](#) [/sylvania](#)

